


# Instructor Guide



## 204: Inspection and Maintenance of Highway Grade Crossings Module 1: Overview and Safety



**Table of Contents**

**Overview.....4**

**Safety.....14**

**Tools.....37**

**General Schedules .....42**

**Record Keeping.....45**

**Summary.....48**

For Signals Training Consortium Use Only



Icons Used In This Guide



REVIEW slides



ASK



CLASSROOM ACTIVITY



SMALL GROUP ACTIVITY



INDIVIDUAL ACTIVITY



WRITE



Multimedia



REFER participants to

Agenda

Topic #	Topic Title	Duration
1	Overview	30 Minutes
2	Safety	30 Minutes
3	Tools	10 Minutes
4	General Schedules	30 Minutes
5	Record Keeping	10 Minutes
6	Field Trip	100 Minutes
7	Summary	30 Minutes
	Total Time:	240 Minutes



**Overview**

**Purpose** The purpose of this module is to:

- provide the participant with an overview for maintenance and inspection of highway grade crossings.

**Objectives**

At the end of this lesson, the signal maintainer will be able to:

- Describe safety practices as related to grade crossing inspection & maintenance
- Identify tools and describe their required care necessary for highway grade crossing inspection and maintenance
- Identify agency specific schedules for grade crossing inspection and maintenance
- Describe inspection, maintenance & testing documentation for reporting as per agency regulations

**Materials**

**Mandatory** Make sure you have the following

- PowerPoint Presentation
- Coursebook
- Quizzes
- Pencils

**Optional**



You may also want the following for optional activities:

- Chalk board with chalk, large paper with marker, etc.
- Internet connection
- Lab, simulator or rail line for use
- MSDS
- Electrical Safety Rules
- Regulatory Books: CFR Title 49

Highway Grade Crossing Inspection & Maintenance Overview and Safety  
*Instructor's Guide*







Module Length: 240 min      Time remaining: 240 min      This section: 30 min (7 slides)      Section start time: \_\_\_\_\_      Section End Time: \_\_\_\_\_

DO	SAY	Materials Needed
<div> <b>REVIEW</b> introduction slides</div> <div><b>Instructor's Notes</b> <hr/><hr/><hr/><hr/><hr/><hr/></div>	<p><b>In your own words:</b> Riders depend on us.</p> <p><b>Ask</b> You are preparing to complete a routine inspection for a highway grade crossing in your agency. What precautions must you take? What must you be aware during the inspection process? What follow-up actions must you take?</p> <p><b>Randomly call on participants to share possible answers.</b></p> <p><b>Advance Slide</b></p>	<p>✓ PPT slides 2</p> <div></div>

Highway Grade Crossing Inspection & Maintenance Overview and Safety  
Instructor's Guide





Module Length: 240 min      Time remaining: 240 min      This section: 30 min (7 slides)      Section start time: \_\_\_\_\_      Section End Time: \_\_\_\_\_

DO		SAY	Materials Needed
<div> <b>ASK</b> participants what they already know</div> <div> <b>INDIVIDUAL ACTIVITY</b></div> <div> <b>WRITE</b></div> <div><b>Instructor's Notes</b> <hr/><hr/><hr/><hr/><hr/><hr/></div>		<p><b>In your own words:</b></p> <p>Lets take a look at some of the key words we will be defining as we move through this module.</p> <p><b>ASK:</b> Looking at the course book and the list of key terms, what key terms do you feel you do not understand and need to learn more about?</p> <p><b>DIRECT PARTICPANTS:</b> <i>to use the course book and circle any word or words they feel they need to know better.</i></p> <p><b>Allow participants 3 – 5 minutes to review the key terms and circle any unknown terms.</b></p> <p><b>Advance Slide</b></p>	<p>✓PPT slide 4</p> <div></div> <p>✓Course book ✓Pen or pencil</p>

Highway Grade Crossing Inspection & Maintenance Overview and Safety  
*Instructor's Guide*



Module Length: 240 min      Time remaining: 240 min      This section: 30 min (7 slides)      Section start time: \_\_\_\_\_      Section End Time: \_\_\_\_\_

DO	SAY	Materials Needed
<div> <b>REVIEW</b> slides</div> <div><h3>Instructor's Notes</h3><div></div><div></div><div></div><div></div><div></div></div>	<p><b>In your own words:</b></p> <p>In the previous course, <i>Course 104 Introduction to Highway Grade Crossings</i>, the participant was introduced to highway grade crossings, their basic components and their basic operation. The approach to this next level of training, <i>Course 204</i>, is to help the participant hone necessary skills for inspecting and maintaining highway grade crossings and their systems. In doing so, this module supplements and enhances agency-specific on-the-job, classroom and other training required.</p> <p>This course was developed by a consortium of signal specialists from several rail transit systems that, on the federal level, are governed by the Federal Railroad Administration (FRA) or the Federal Transit Administration (FTA).</p> <p><b>Continued</b></p>	<p>✓ PPT slide 6</p> <div></div>